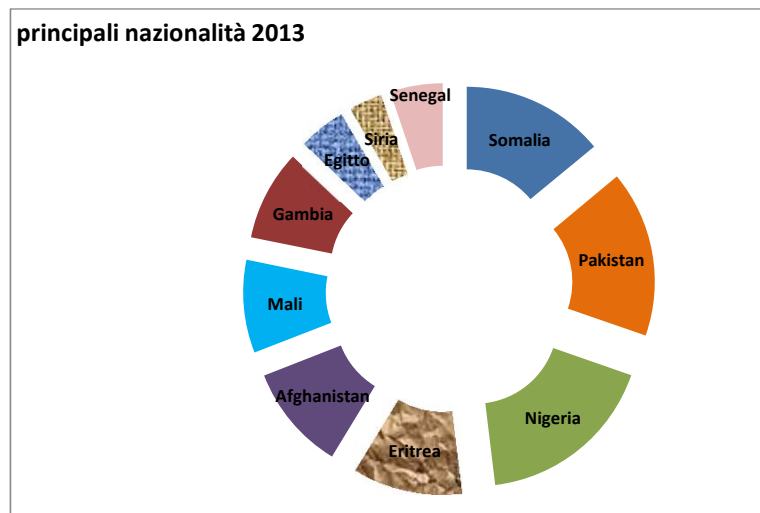

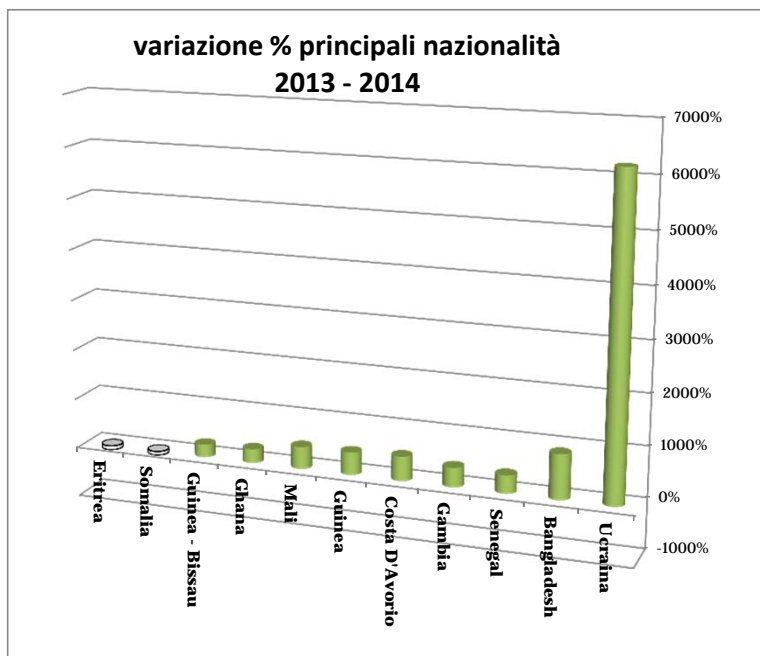
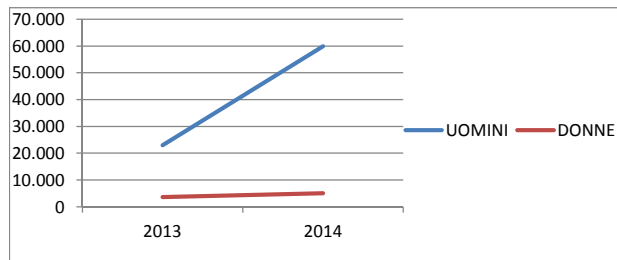


Dati asilo 2013 - 2014

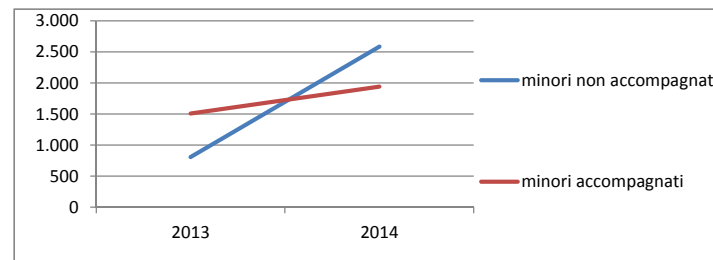
	2014	2013	variazione %
Totale richiedenti	64.886	26.620	144%
Nigeria	10.138	3.519	188%
Mali	9.771	1.806	441%
Gambia	8.556	1.760	386%
Pakistan	7.191	3.232	122%
Senegal	4.678	1.021	358%
Bangladesh	4.582	464	888%
Afghanistan	3.180	2.056	55%
Ghana	2.178	577	277%
Ucraina	2.149	34	6221%
Costa D'Avorio	1.511	259	483%
Guinea	935	171	447%
Somalia	812	2.774	-71%
Iraq	802	553	45%
Egitto	671	907	-26%
Siria	505	635	-20%
Tunisia	484	509	-5%
Eritrea	480	2.109	-77%
Guinea - Bissau	415	117	255%
Turchia	413	495	-17%
Iran	394	396	-1%
Altri	5.041	3.226	56%



	2013	2014
UOMINI	22.966	59.870
DONNE	3.654	5.016



	2013	2014
minori non accompagnati	805	2.584
minori accompagnati	1.508	1.942



Esiti richieste d'asilo

	2013	2013%	2014	2014%
rifugiati	3.078	13%	3649	10%
sussidiaria	5.564	24%	8121	22%
umanitaria	5.750	24%	10091	28%
diniego	6.765	29%	13.327	37%
altri esiti	2.477	10%	1.142	3%
totale esaminati*	23.634	100%	36.330	100%

*esaminati nell'anno, indipendentemente dalla data di richiesta asilo

